



SEC/BSE/012/2015-16

October 9, 2015

The Secretary
BSE Limited
Phiroze Jeejeebhoy Towers
Dalal Street
Mumbai- 400 001

Kind Attn: Mr. Shyam Bhagirath
Mr. Rakesh Parekh
Scrip Code: 517449

Dear Sir,

Shareholding Pattern under Clause 35 of the Listing Agreement for the quarter ended 30th September 2015:

Pursuant to Clause 35 of the Listing Agreement, We have enclosed Shareholding Pattern of the Company for the quarter ended 30th September 2015.

Kindly take this information on record.


Thanking you,

For Magna Electro Castings Limited


Sangeetha C
Company Secretary

(1)(a) Statement showing Shareholding pattern under clause 35 of Listing Agreement.

Name of the Company : MAGNA ELECTRO COSTINGS LIMITED			
Scrip Code, Name of the scrip, class of security : 517449, MAGNAELQ, Equity			
Quarter ended : 30-SEPTEMBER-2015			
Partly paid-up shares:-			
	No. of partly paid-up shares	As a % of total no. of partly paid-up shares	As a % of total no. of shares of the company
Held by promoter/promoter group	0	0	0
Held by public	0	0	0
Total	0	0	0
Outstanding convertible securities:- No. of outstanding securities			
	No. of outstanding securities	As a % of total no. of outstanding convertible securities	As a % of total no. of shares of the company, assuming full conversion of the convertible securities
Held by promoter/promoter group	0	0	0
Held by public	0	0	0
Total	0	0	0
Warrants:-			
	No. of warrants	As a % of total no. of warrants	As a % of total no. of shares of the company, assuming full conversion of warrants
Held by promoter/promoter group	0	0	0
Held by public	0	0	0
Total	0	0	0
Total paid-up capital of the company, assuming full conversion of warrants and convertible securities			
			4582200



Statement Showing Shareholding Pattern

Name of the Company: Magna Electro Castings Limited

Scrip Code:517449

Quarter Ended: 30.09.2015

Category code	Category of Shareholder	Table (I)(a)						
		Number of Shareholders	Total number of shares	Number of shares held in dematerialized form	Total shareholding as a percentage of total number of shares		Shares Pledged of otherwise encumbered	
					As a percentage of (A+B) ¹	As a percentage of (VII)	No. of shares	As a percentage of pledged shares to shares held
(I)	(II)	(III)	(IV)	(V)	(VI)	(VII)	(VIII)	X= (VIII)/(IV)*10
(A)	Shareholding of Promoter and Promoter Group²							
1	Indian							
(a)	Individuals/ Hindu Undivided Family	10	1942559	1942559	42.39	42.39	0	0.00
(b)	Central Government/ State Government(s)	0	0	0	0.00	0.00	0	0.00
(c)	Bodies Corporate	0	0	0	0.00	0.00	0	0.00
(d)	Financial Institutions/ Banks	0	0	0	0.00	0.00	0	0.00
(e)	Any Others(Specify)	0	0	0	0.00	0.00	0	0.00
(e-i)								
(e-ii)								
	Sub Total(A)(1)	10	1942559	1942559	42.39	42.39	0	0.00
2	Foreign							
a	Individuals (Non-Residents Individuals/ Foreign Individuals)	0	0	0	0.00	0.00	0	0.00
b	Bodies Corporate	0	0	0	0.00	0.00	0	0.00
c	Institutions	0	0	0	0.00	0.00	0	0.00
d	Qualified Foreign Investor	0	0	0	0.00	0.00	0	0.00
e	Any Others(Specify)	0	0	0	0.00	0.00	0	0.00
e-i								
e-ii								
	Sub Total(A)(2)	0	0	0	0.00	0.00	0	0.00
	Total Shareholding of Promoter and Promoter Group (A)= (A)(1)+(A)(2)	10	1942559	1942559	42.39	42.39	0	0.00
(B)	Public shareholding							
1	Institutions							
(a)	Mutual Funds/ UTI	1	600	0	0.01	0.01	0	0.00
(b)	Financial Institutions/ Banks	0	0	0	0.00	0.00	0	0.00
(c)	Central Government/ State Government(s)	0	0	0	0.00	0.00	0	0.00
(d)	Venture Capital Funds	0	0	0	0.00	0.00	0	0.00
(e)	Insurance Companies	0	0	0	0.00	0.00	0	0.00
(f)	Foreign Institutional Investors	0	0	0	0.00	0.00	0	0.00
(g)	Foreign Venture Capital Investors	0	0	0	0.00	0.00	0	0.00
(h)	Qualified Foreign Investor	0	0	0	0.00	0.00	0	0.00
(i)	Any Other (specify)	0	0	0	0.00	0.00	0	0.00
(i-i)								
(i-ii)								
	Sub-Total (B)(1)	1	600	0	0.01	0.01	0	





		Table (I)(a)						
Category code	Category of Shareholder	Number of Shareholders	Total number of shares	Number of shares held in dematerialized form	Total shareholding as a percentage of total number of shares		Shares Pledged of otherwise encumbered	
					As a percentage of (A+B) ¹	As a percentage of (VII)	No. of shares (VIII)	As a percentage of pledged shares to shares held (X) = (VIII)/(IV)*10
(I)	(II)	(III)	(IV)	(V)	(VI)	(VII)	(VIII)	(X)
B 2	Non-institutions							
(a)	Bodies Corporate	82	278528	275728	6.08	6.08	0	0.00
(b)	Individuals							0.00
I	Individuals -i. Individual shareholders holding nominal share capital up to Rs 1 lakh	3615	1298064	929003	28.33	28.33	0	0.00
II	ii. Individual shareholders holding nominal share capital in excess of	21	497909	497909	10.87	10.87	0	0.00
(c)	Qualified Foreign Investor	0	0	0	0.00	0.00	0	0.00
(d)	Any Other (specify)				0.00	0.00	0	0.00
(d-i)	DIRECTORS & THEIR RELATIVES	8	56005	51005	1.22	1.22	0	0.00
(d-ii)	NON RESIDENT INDIANS	27	260060	25460	5.68	5.68	0	0.00
(d-iii)	OVERSEAS CORPORATE BODIES	1	156000	0	3.40	3.40	0	0.00
(d-iv)	CLEARING MEMBERS	22	7240	7240	0.16	0.16	0	0.00
(d-v)	HINDU UNDIVIDED FAMILIES	90	85235	85235	1.86	1.86	0	0.00
	Sub-Total (B)(2)	3866	2639041	1871580	57.59	57.59	0	0.00
(B)	Total Public Shareholding (B)= (B)(1)+(B)(2)	3867	2639641	1871580	57.61	57.61	0	0.00
	TOTAL (A)+(B)	3877	4582200	3814139	100	100	0	0.00
(C)	Shares held by Custodians and against which Depository Receipts have been issued							
1	Promoter and Promoter Group	0	0	0		0.00	0	0.00
2	Public	0	0	0		0.00	0	0.00
	Sub-Total (C)	0	0	0		0.00	0	0.00
	GRAND TOTAL (A)+(B)+(C)	3877	4582200	3814139		100	0	0.00



Name of the Company: Magna Electro Castings Limited Scrip Code:517449 Quarter Ended: 30.09.2015

3 Statement showing holding of securities (including shares, warrants, convertible securities) of persons belonging to the category "Promoter and Promoter Group"

Sr. No.	Name of the shareholder	Details of Shares held		Encumbered shares (*)		Details of warrants		Details of convertible securities		Total shares (including underlying shares assuming full conversion of warrants and convertible securities) as a % of diluted share capital	
		Number of shares held	As a % of grand total (A)+(B)+(C)	Number of shares	As a % of grand total (A)+(B)+(C) of sub-clause (I)(a)	Number of warrants held	As a % total number of warrants of the same class	Number of convertible securities held	As a % total number of convertible securities of the same class		
(I)	(II)	(III)	(IV)	(V)	(VI)=(V)/(II)*100	(VII)	(VIII)	(IX)	(X)	(XI)	(XII)
1	N KRISHNASAMARAJ	751171	16.39	0	0.00	0.00	0	0.00	0	0.00	16.39
2	KRISHNASAMIRAJ N	46942	1.02	0	0.00	0.00	0	0.00	0	0.00	1.02
3	MAHITHA VIJAYAKUMAR	22600	0.49	0	0.00	0.00	0	0.00	0	0.00	0.49
4	N MUTHULAKSHMI	160491	3.50	0	0.00	0.00	0	0.00	0	0.00	3.50
5	VIJAYAKUMAR VENKATKUMAR	45000	0.98	0	0.00	0.00	0	0.00	0	0.00	0.98
6	ADITYA VIJAYAKUMAR	55255	1.21	0	0.00	0.00	0	0.00	0	0.00	1.21
7	RANGANAYAKI N	188000	4.10	0	0.00	0.00	0	0.00	0	0.00	4.10
8	JANARDHANA NAIDU VIJAYAKUMAR	10100	0.22	0	0.00	0.00	0	0.00	0	0.00	0.22
9	AJEYA VEL NARAYANASWAMY	453000	9.89	0	0.00	0.00	0	0.00	0	0.00	9.89
10	NIVEDITA LAKSHMI NARAYANASWAMY	210000	4.58	0	0.00	0.00	0	0.00	0	0.00	4.58
TOTAL		1942559	42.39	0	0.00	0.00	0	0.00	0	0.00	42.39



(*) The term "encumbrance" has the same meaning as assigned to it in regulation 28(3) of the SAST Regulations, 2011

Name of the Company: Magna Electro Castings Limited

Scrip Code:517449


Quarter Ended: 30.09.2015

(D)(c)(i) Statement showing holding of securities (including shares, warrants, convertible securities) of persons belonging to the category "Public" and holding more than 1% of the total number of shares

Sr. No.	Name of the shareholder	Number of shares	Shares as a percentage of total number of shares {i.e., Grand Total (A)+(B)+(C) indicated in Statement at para (D)(a) above}	Details of warrants		Details of convertible securities		Total shares (including underlying shares assuming full conversion of warrants and convertible securities) as a % of diluted share capital
				Number of warrants held	As a % total number of warrants of the same class	Number of convertible securities held	% w.r.t total number of convertible securities of the same class	
1	ELGI EQUIPMENTS LIMITED	80000	1.75	0	0.00	0	0.00	1.75
2	SHANTHI V	89200	1.95	0	0.00	0	0.00	1.95
3	NIVIAM CORPORATION	156000	3.40	0	0.00	0	0.00	3.40
TOTAL		325200	7.10	0	0.00	0	0.00	7.10

(D)(c)(ii) Statement showing holding of securities (including shares, warrants, convertible securities) of persons (together with PAC) belonging to the category "Public" and holding more than 5% of the total number of shares of the company

Sr. No.	Name(s) of the shareholder(s) and the Persons Acting in Concert (PAC) with them	Number of shares	Shares as a percentage of total number of shares {i.e., Grand Total (A)+(B)+(C) indicated in Statement at para (D)(a)}	Details of warrants		Details of convertible securities		Total shares (including underlying shares assuming full conversion of warrants and convertible securities) as a % of diluted share capital
				Number of warrants held	As a % total number of warrants of the same class	Number of convertible securities held	% w.r.t total number of convertible securities of the same class	
	Nil	0	0.00	0	0.00	0	0.00	0.00
TOTAL		0	0.00	0	0.00	0	0.00	0.00



(I)(d) Statement showing details of locked-in shares

Sr. No.	Name of the shareholder	Category of Shareholder	Number of locked-in shares	Locked-in shares as a percentage of total number of shares {i.e., Grand Total (A)+(B)+(C) indicated in Statement at para (I)(a) above}
TOTAL			0	0.00


(II)(a) Statement showing details of Depository Receipts (DRs)

Sr. No.	Type of outstanding DR (ADRs, GDRs, SDRs, etc.)	Number of outstanding DRs	Number of shares underlying outstanding DRs	Shares underlying outstanding DRs as a percentage of total number of shares {i.e., Grand Total (A)+(B)+(C) indicated in Statement at para (I)(a) above}
TOTAL		0	0	0.00

(II)(b) Statement showing Holding of Depository Receipts (DRs), where underlying shares held by "promoter/promoter group" are in excess of 1% of the total number of shares

Sr. No.	Name of the DR Holder	Type of outstanding DR (ADRs, GDRs, SDRs, etc.)	Number of shares underlying outstanding DRs	Shares underlying outstanding DRs as a percentage of total number of shares {i.e., Grand Total (A)+(B)+(C) indicated in Statement at para (I)(a) above}
TOTAL			0	0.00

For MAGNA ELECTRO CASTINGS LIMITED



Sangeetha. C

Company Secretary.